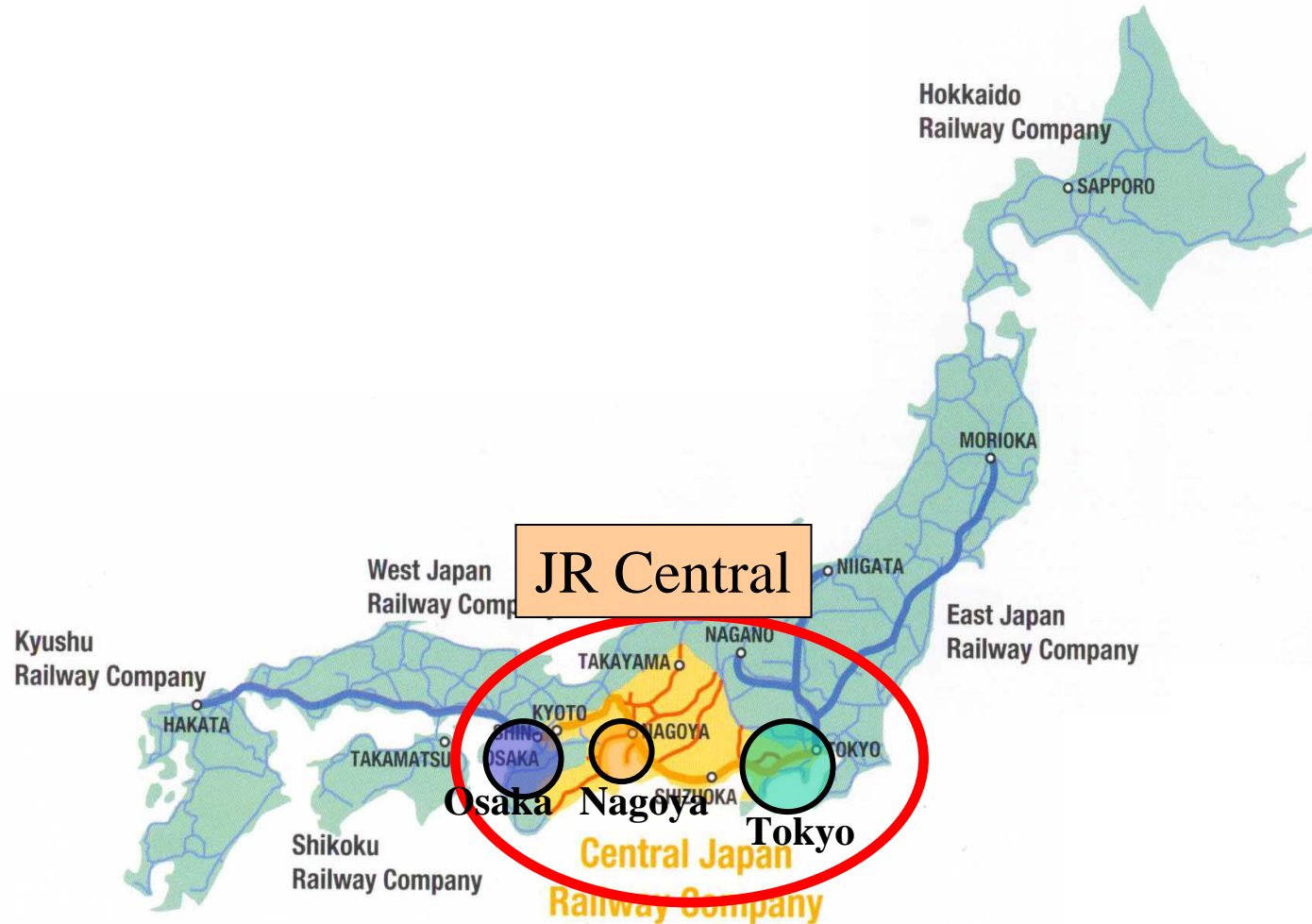


# JR Central Towers at Nagoya Station

***Takao Hashimoto***  
*Central Japan Railway Company*  
*February 3<sup>rd</sup>, 2005*



# Operating Areas of JR Central



Shinkansen: 1 line (552.6 km), Conventional lines: 12 lines (1,425.2 km)



# The Tokaido Shinkansen



# The former Nagoya Station Building





# JR Central Towers



## **Location**

Nagoya Station

## **Site area**

Approx. 82,000 sqm

## **Primary uses**

Station facilities, Department store,  
Hotel, Rental office space, and parking area

## **Floors**

Office tower: 51 aboveground floors  
Hotel tower: 53 aboveground floors  
4 underground floors

## **Highest point**

Office tower: 245m  
Hotel tower: 226m

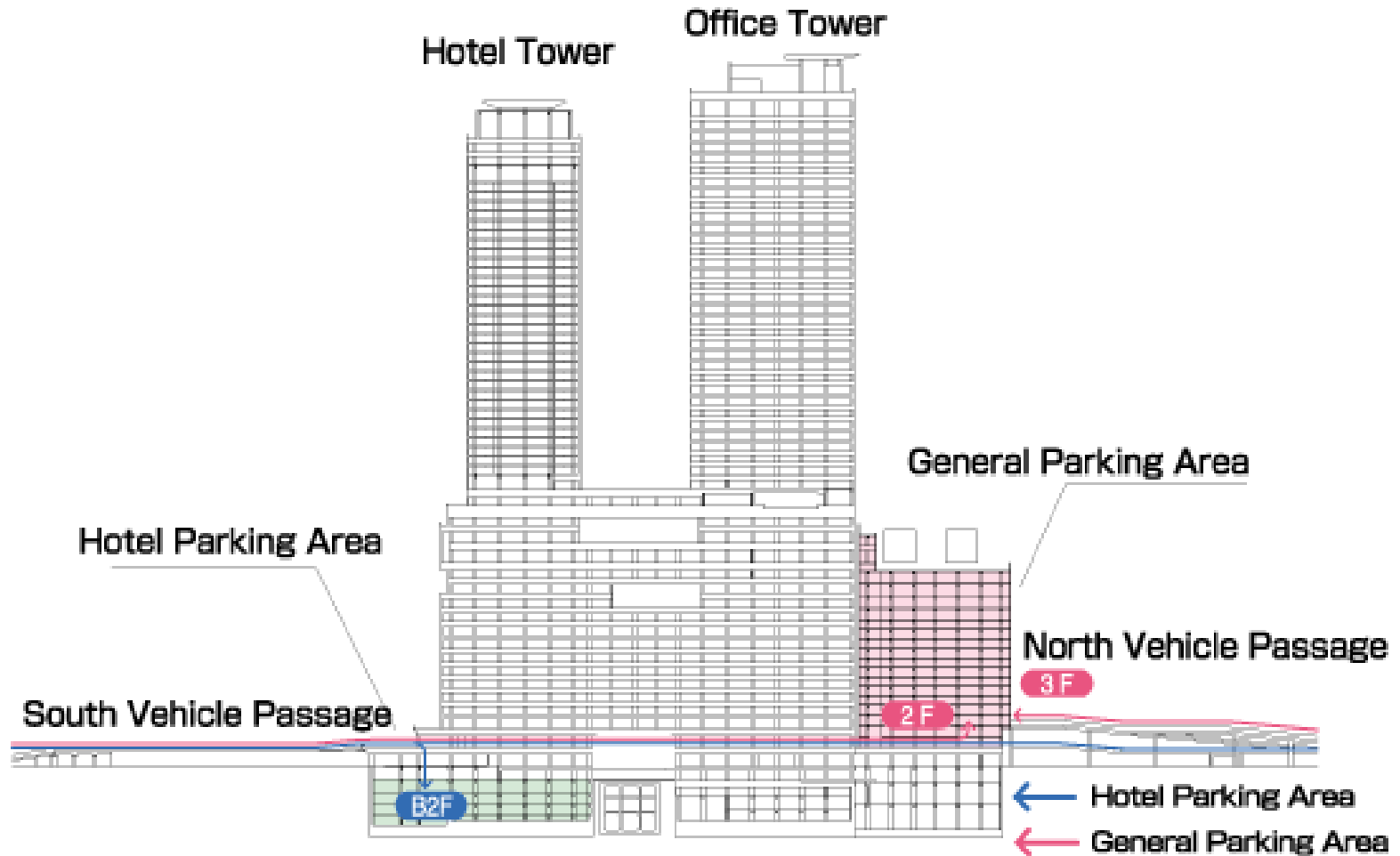
## **Floor area**

Approx. 410,000 sqm

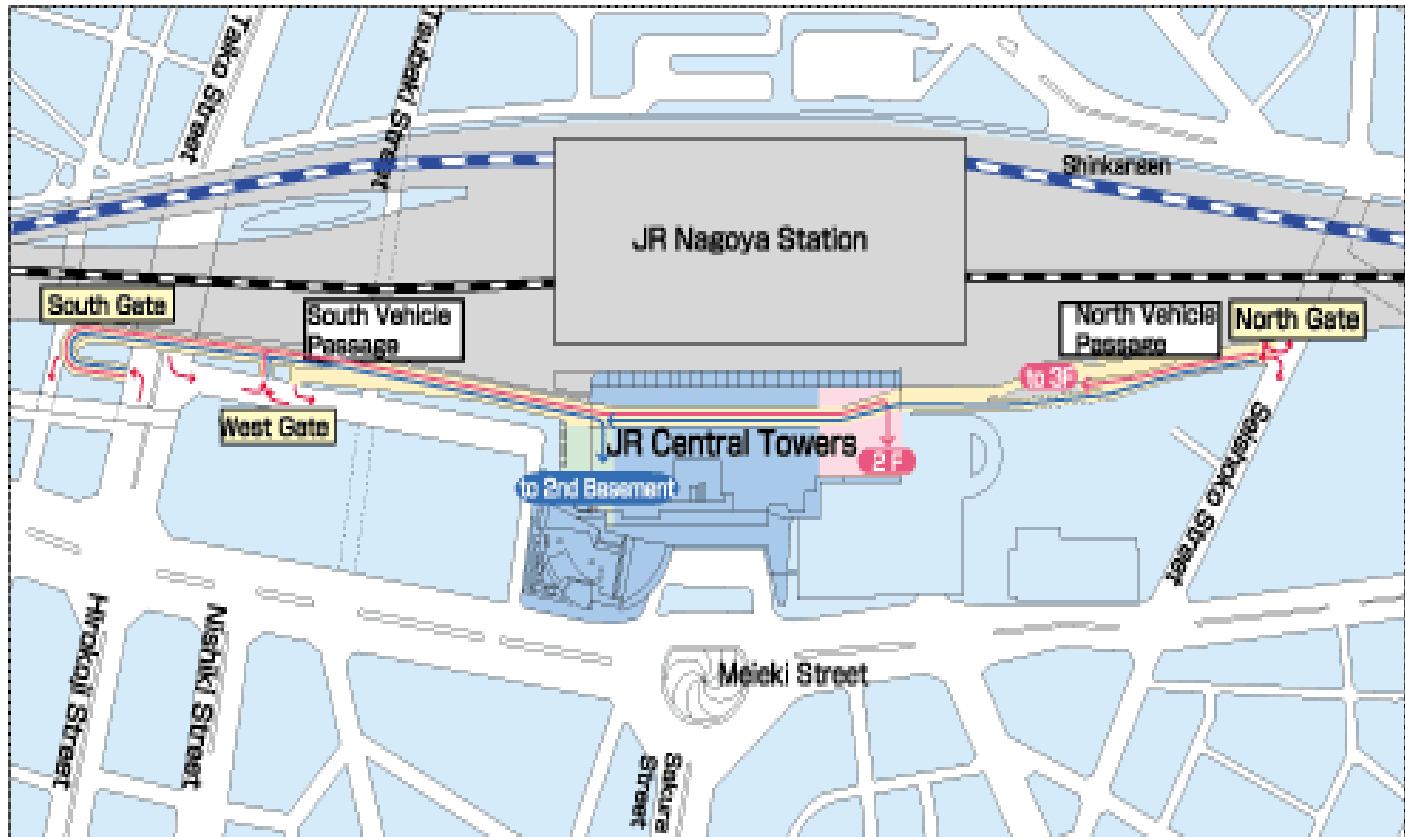
## **Parking capacity**

Approx. 1,500 automobiles

# JR Central Towers



# Parking Area around JR Nagoya station



# The women's wear department (JR Nagoya Takashimaya)





## The lounge (JR Nagoya Takashimaya)



# Commodities



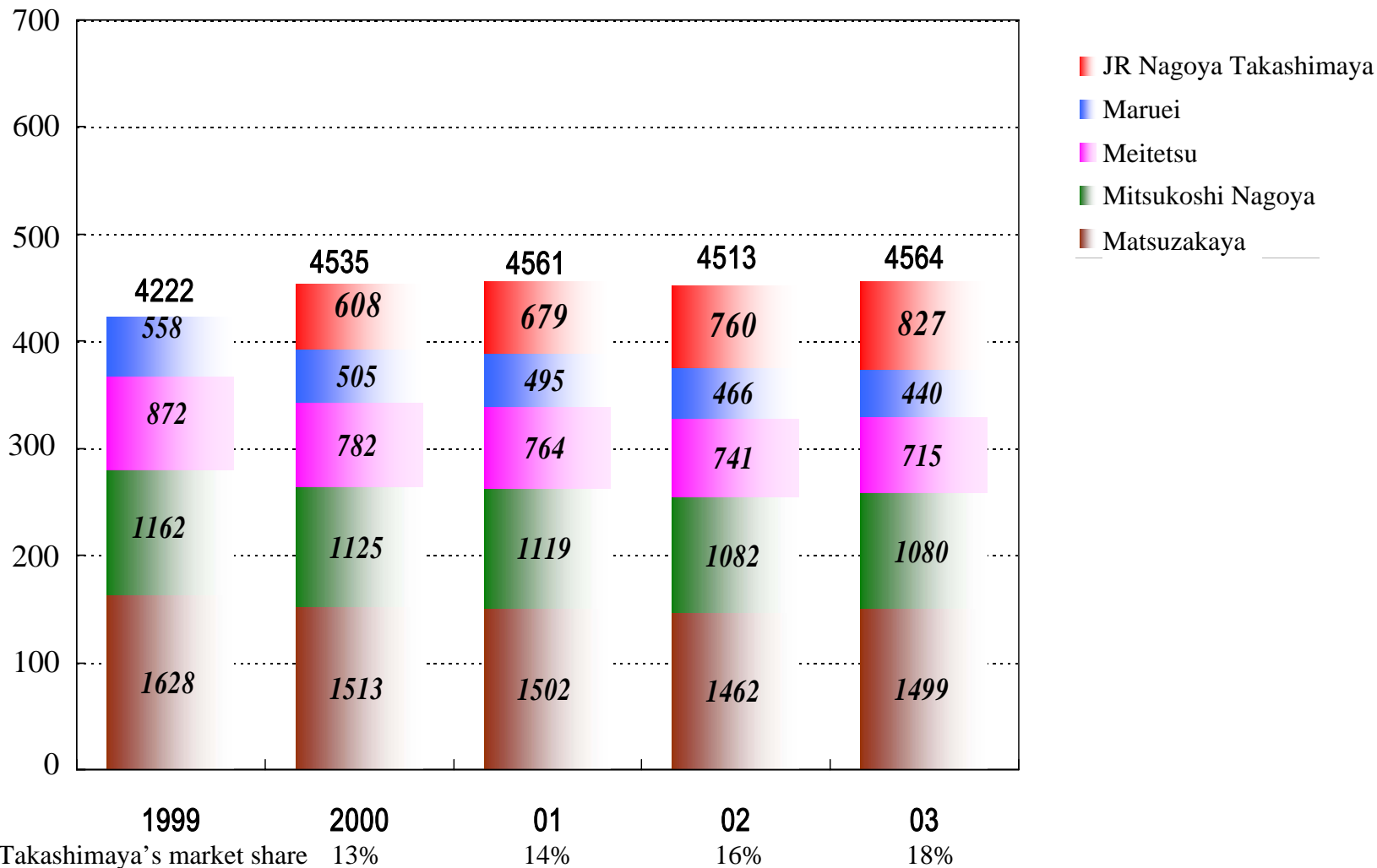
# JR Nagoya Takashimaya Grand Opening



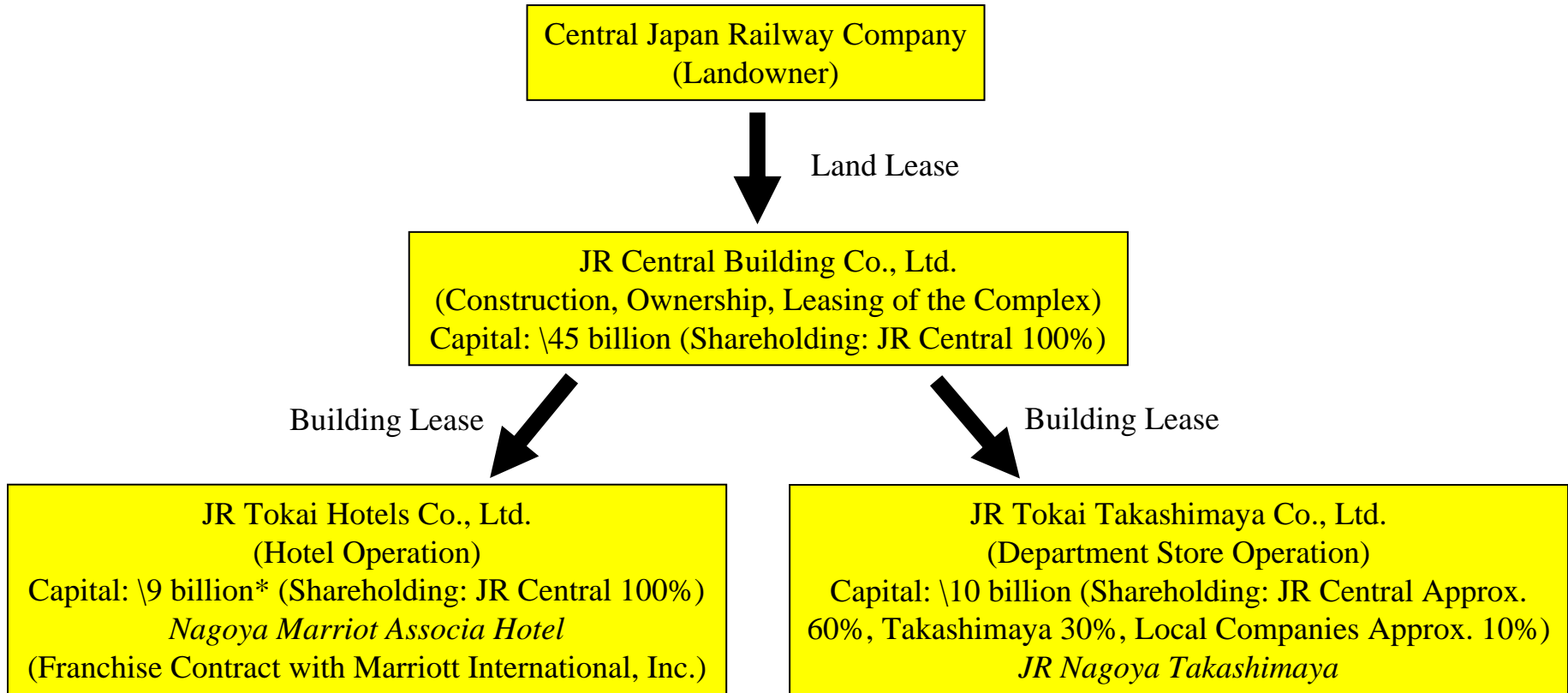


# Trend in Sales of the Major Department Stores in Nagoya

(billion yen)



# Business Scheme



Note: \*Figure represents only the amount invested for JR Central Towers.

# JR Central Towers

- All businesses made a good start in their first year of operations.
- Figures for FY2001 were significantly higher than initial forecasts.
  - Combined operating revenues: ¥102 billion
  - Combined ordinary income: ¥2.3 billion

		Initial forecast	△ billions ) FY2001	
			Result	Change
JR Central Building Co., Ltd.	Op. Revenues	20.0	20.7	0.7
	Ord. Income	△ 2.5	0.5	3.0
JR Tokai Takashimaya Co., Ltd.	Op. Revenues	50.9	61.8	10.9
	Ord. Income	△ 2.3	0.7	3.0
JR Tokai Hotels Co., Ltd.	Op. Revenues	14.8	19.5	4.7
	Ord. Income	△ 2.7	0.9	3.6



1. Figures for JR Tokai Takashimaya Co., Ltd. are for fiscal year ended February 2001.
2. Figures for JR Tokai Hotels Co., Ltd. include results from Hotel Associa Toyohashi and Hotel Associa Takayama Resort.



# Improvement in Conventional Lines Service

## JNR

## JR Central

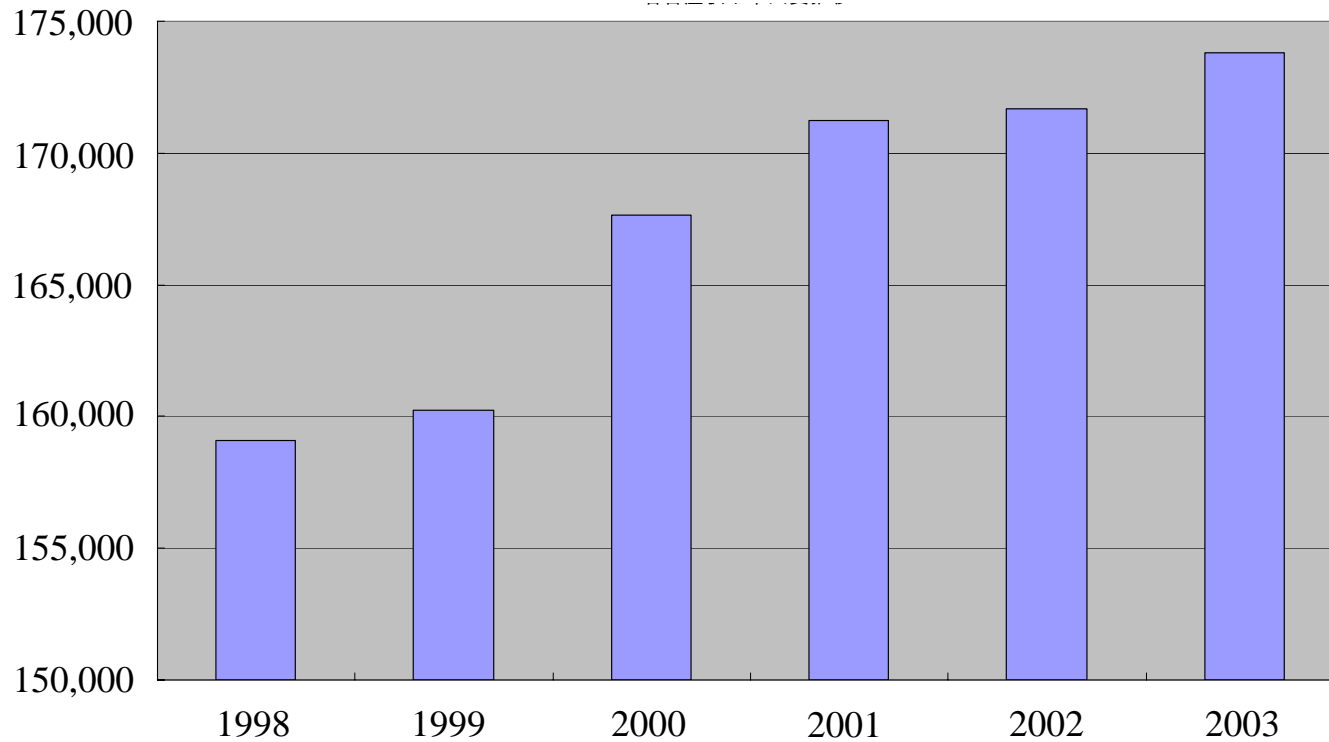
1983

2004

34	52	57	5	40													
	27	52	6	0	15	35	37	47	55								
21	31	39	7	5	6	20	21	30	35	40	43	45	50	55			
1	19	44	8	0	5	10	15	20	25	30	35	39	45	49	52	55	
		9	9	5	6	20	21	35	36	50	51						
	9	25	10	5	6	20	21	35	36	50	51						
4	25	54	11	5	6	20	21	35	36	50	51						
	25	59	12	5	6	20	21	35	36	50	51						
		25	13	5	6	20	21	35	36	50	51						
6	25	48	14	5	6	20	21	35	36	50	51						
	25	56	15	5	6	20	21	35	36	50	51						
	25	39	16	5	6	20	21	35	36	45	50	51					
	2	29	17	5	6	15	20	21	35	36	45	50	51				
0	15	36	18	5	6	15	20	21	35	36	45	50	51				
	27	44	19	5	6	15	20	21	35	36	45	50	51				
	25	49	20	5	6	15	20	21	35	36	45	50	51				
		33	21	5	6	15	20	21	35	36	50	51					
		20	22	5	6	20	21	35	36	50	55						
		4	23	10	21	41	46										
			0	17													

Weekday Timetable for Tokaido Line Commuter Trains (eastbound)  
(Nagoya Station)

# Trend in the number of passengers using Nagoya Station



# JR Central Towers at Nagoya Station

***Takao Hashimoto***  
*Central Japan Railway Company*  
*February 3<sup>rd</sup>, 2005*

